




SUBMERSIBLE PUMP

6" (150 mm) REWINDABLE SUBMERSIBLE MOTOR



World - Class Water filled
Submersible Motors

Submersible Motors

SPECIFICATION

Specification for 150 mm (6") Submersible Motors

1. Voltage Range : 350 to 440 Volt
(For Three Phase)
2. Frequency : 50 Hz
3. H.P. : 5.5 HP to 60.0 HP
4. Max. Water Temperature : 35°C
5. Max. Number of Starts : 15 Nos. per hours
6. Axial Thrust Capacity : 25500 N
7. Power Cable : 3 Core PVC / Rubber Flat Cable
8. Protection Class : IP 68
9. Insulation Class : Y
10. Power Factor : 0.80 to 0.84
11. Type of Duty : S1



PERFORMANCE DATA

Electric Submersible Motors - 6" / 2 Pole / 50 Hz

NOMINAL DIAMETER	MOTOR TYPE	RATED POWER		Voltage	MOTOR EFFICIENCY IN %			POWER FACTOR			STARTING		full load	full load	CONN.
		HP	KW		4/4	3/4	2/4	4/4	3/4	2/4	Cs Cn	Is In	Amps	RPM	
6"	SP6-7	7.5	5.5	380	79.5	80.0	77.0	75.0	70.0	63.0	2.0	5.0	14.0	2850	STAR
6"	SP6-10	10.0	7.5	380	79.5	80.5	77.0	79.0	74.0	63.0	1.9	5.0	19.0	2850	STAR
6"	SP6-12	12.5	9.3	380	81.5	82.0	78.0	79.0	74.0	63.0	2.1	5.0	23.0	2850	STAR
6"	SP6-15	15.0	11.0	380	82.0	82.5	79.0	78.5	74.0	63.0	2.3	5.0	27.0	2850	STAR
6"	SP6-20	17.5	13.0	380	82.5	83.0	79.5	81.0	75.0	64.0	2.0	5.0	31.0	2850	STAR
6"	SP6-20	20.0	15.0	380	83.0	83.5	80.0	83.2	76.5	65.0	2.0	5.0	35.0	2850	STAR
6"	SP6-25	25.0	18.5	380	83.0	83.5	80.0	82.5	76.5	65.0	1.9	4.8	41.0	2850	STAR
6"	SP6-30	30.0	22.0	380	84.0	84.5	80.0	82.5	77.0	67.0	1.9	5.9	48.5	2850	STAR
6"	SP6-35	35.0	26.0	380	84.0	85.0	80.0	83.0	78.0	67.0	1.9	5.7	56.0	2840	STAR
6"	SP6-40	40.0	30.0	380	84.5	85.5	81.0	84.0	78.0	67.0	1.9	5.6	64.0	2840	STAR
6"	SP6-50	50.0	37.0	380	85.0	86.0	82.0	84.0	78.5	67.5	2.0	5.6	79.0	2840	STAR
6"	SP6-60	60.0	45.0	380	82.0	85.0	84.0	84.0	83.0	68.0	1.9	4.9	98.0	2840	STAR

Cs = Starting Torque

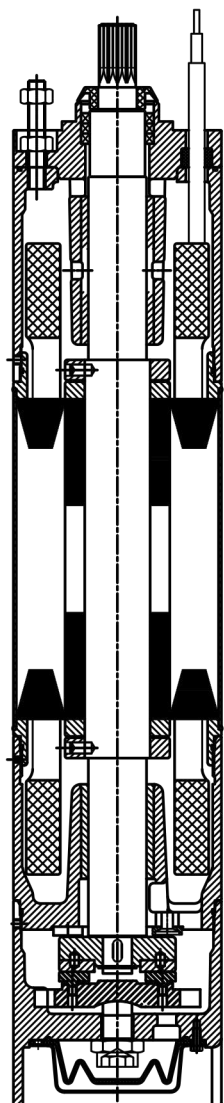
Cn = Nominal Couple

Is = Starting current

In = Nominal current

Submersible Motors

CONSTRUCTION FEATURES



1. **Motor Stator:** Fully Stainless Steel with low loss Magnetic steel.
2. **Rotor Shaft :** Fully Stainless Steel, Shaft design size for extra strength and stiffness.
3. **Rotors :** Rotors are dynamically balanced for smooth and vibration free Operation and protected with Anticorrosive Rubber Paints.
4. **Thrust Bearing :** Mitchell with individual tilting pads provided for protection against wear and tear. Design of Bearings is suitable for higher Thrust capacity .
5. **Winding Wire:** Superior Polyester Insulated Double Coated to withstand high voltage surges.
6. Double Leap seal are protected by Sand Guards.
7. Motors are filled with clear cold water with additives for anti rust.
8. SS Fasteners are provided to prevent against corrosion.
9. Laminations are cold rolled M45 C4 Coating with Low watt losses
10. Graded Casting Parts Protected with Anti Corrosive Paint
11. All Rubber Parts made up of NBR


PRODUCT RANGE OF MOTORS

- 4" SINGLE PHASE (50 Hz/ 230 Volt)
Range - 0.5 H.P. to 5.5 H.P
- 4" THREE PHASE (50 Hz/ 380 Volt)
Range - 0.5 H.P. to 7.5 H.P.
- 6" SINGLE PHASE (50 Hz/ 230 Volt)
Range - 5.5 H.P. to 7.5 H.P.
- 6" THREE PHASE (50 Hz/ 380 Volt)
Range - 5.5 H.P. to 50.0 H.P.
- 8" THREE PHASE (50 Hz/ 380 Volt)
Range - 12.5 H.P. to 100.0 H.P.

OPTIONAL FEATURES

1. Power Cable with Rubber Insulation (H07 RN-F)
2. Mechanical Seal
3. Cast Iron Parts with CED Coated
4. Single Phase Motors (180 to 240 Volt) 5.5 HP to 10 HP
5. 60 Hz design
6. Special Low Voltage Design (300 to 380 Volt)

COMPONENTS



Stainsteel Rotor

Rotor are dynamically balanced for smooth and vibration free Operation and protected with Anticorrosive Paints.



Carbon Thrust Brg.

Mitchell with individual tilting pads provided for protection against wear and tear. Design of Bearings is suitable for higher Thrust capacity .



Wound Stator

Made up fully Stainless Steel with low loss Magnetic steel. and wound with PVC Winding Wire



Graded Casting Part

Graded Casting Parts Protected with Anti Corrosive Paint.